

Provided for non-commercial research and education use.  
Not for reproduction, distribution or commercial use.



This article appeared in a journal published by Elsevier. The attached copy is furnished to the author for internal non-commercial research and education use, including for instruction at the authors institution and sharing with colleagues.

Other uses, including reproduction and distribution, or selling or licensing copies, or posting to personal, institutional or third party websites are prohibited.

In most cases authors are permitted to post their version of the article (e.g. in Word or Tex form) to their personal website or institutional repository. Authors requiring further information regarding Elsevier's archiving and manuscript policies are encouraged to visit:

<http://www.elsevier.com/copyright>



Contents lists available at ScienceDirect

Fisheries Research

journal homepage: [www.elsevier.com/locate/fishres](http://www.elsevier.com/locate/fishres)

## Evaluation of the physiology, behaviour, and survival of adult muskellunge (*Esox masquinongy*) captured and released by specialized anglers

Sean J. Landsman<sup>a,\*</sup>, Hedrik J. Wachelka<sup>b</sup>, Cory D. Suski<sup>c</sup>, Steven J. Cooke<sup>a</sup>

<sup>a</sup> Carleton University, Biology Department, 1125 Colonel By Drive, Nesbitt Building Rm. 209, Ottawa, Ontario, Canada K1S 5B6

<sup>b</sup> Muskies Canada Inc., P.O. Box 814 Station C, Kitchener, Ontario, Canada N2G 4C5

<sup>c</sup> University of Illinois, Department of Natural Resources and Environmental Science, University of Illinois, Turner Hall, 1102 S. Goodwin Ave., Urbana, IL 61801, United States

### ARTICLE INFO

#### Article history:

Received 15 February 2011

Received in revised form 3 May 2011

Accepted 7 May 2011

#### Keywords:

Muskellunge

Catch-and-release

Angling

Handling procedures

Survival

### ABSTRACT

Angling for muskellunge (*Esox masquinongy*) is a specialized endeavor involving species-specific equipment and handling procedures. The latter were developed by anglers with little influence from fisheries managers or the scientific community. Today, release rates approach 100% for specialized anglers; therefore, a formal evaluation of these procedures was warranted. Using two handling treatments – one to mimic current handling procedures with a period of air exposure and another gentler alternative without a period of air exposure – we assessed the physiological and behavioural disturbances as well as mortality associated with the catch-and-release process. Seventy-seven muskellunge were angled and blood sampled during the 2009 and 2010 muskellunge angling seasons. An additional 18 muskellunge were electrofished and immediately blood sampled to obtain baseline physiology data. A subsample ( $N = 30$ , 15 per treatment) of the 77 angled individuals was fitted with external radio transmitters to assess behaviour and survival. Glucose and lactate concentrations were found to be significantly lower for controls, and glucose and potassium concentrations increased significantly with increasing surface water temperatures. No differences in physiology were noted between angling treatments. Muskellunge treated with normal and alternative handling procedures exhibited similar post-release behaviour, and no angling related mortalities were observed across a range of water temperatures (17.5–26.0 °C). This study demonstrates the effectiveness of current handling procedures at minimizing physiological and behavioural disturbances, particularly when compared with a gentler alternative. A fishery in which no angling mortality exists is not possible, but our study provides support for the notion that angling related mortality for muskellunge captured and released by specialized anglers using handling procedures evaluated in this study may indeed be negligible.

© 2011 Elsevier B.V. All rights reserved.

### 1. Introduction

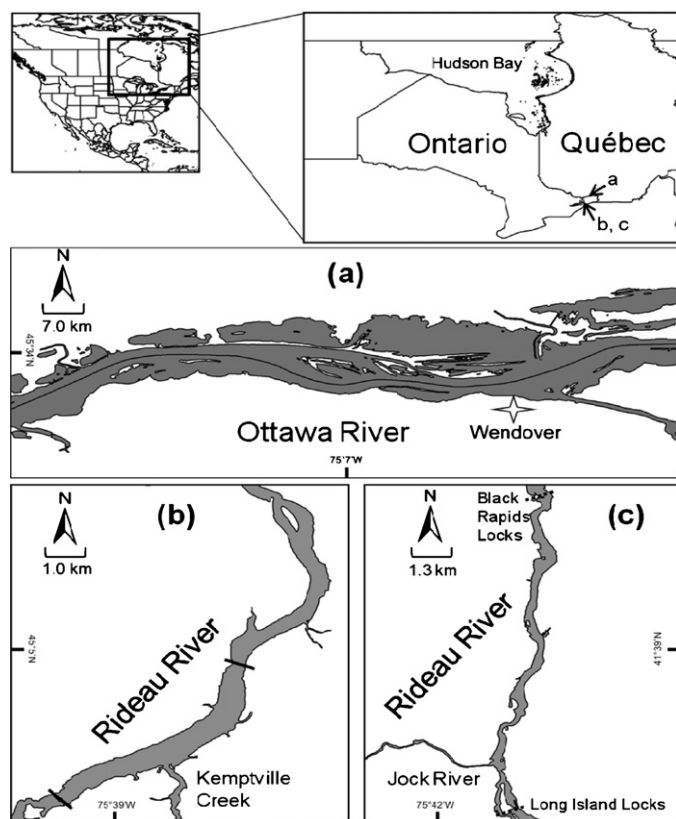
The muskellunge *Esox masquinongy* is one of the most prized sport fishes in North America. Within the past 50 years, muskellunge angling has undergone dramatic paradigm shifts away from catch-and-kill to that of catch-and-release (C&R) angling. Today, release rates among specialized muskellunge anglers exceed 97% in both the United States and Canada (Fayram, 2003; Margenau and Petchenik, 2004; Kerr, 2007a). Specialized angler groups commonly release more of their catches and urge more stringent C&R regulations (e.g., increased minimum length limits) to improve the quality of a fishery (Chipman and Helfrich, 1988; Quinn, 1996). Fish-

eries management agencies often manage populations to produce trophy-size individuals through high minimum length and low bag limits (Hanson et al., 1986; Wingate, 1986; Quinn, 1996), which can be hampered by poor survival rates of released fishes (Brousseau and Armstrong, 1987). Nevertheless, C&R represents an important management tool for conserving muskellunge populations because individuals can live upwards of 30 years (Casselmann and Crossman, 1986), population densities are relatively low (Jennings et al., 2010), and populations have suffered from historical overfishing (Crossman, 1986). The attitudes and actions by both anglers and managers, however, suggest both parties rely on the assumption that released fishes will survive, a concept fundamental to C&R angling (Wydoski, 1977).

Survival assessments can be complicated and mortalities may not be immediately apparent (Muoneke and Childress, 1994). Duration of air exposure, handling time, water temperature, and hooking

\* Corresponding author. Tel.: +1 613 520 2600x2143.

E-mail address: [slandsma@connect.carleton.ca](mailto:slandsma@connect.carleton.ca) (S.J. Landsman).



**Fig. 1.** Map of the Ottawa River study site (a) east of the city of Ottawa, Ontario and two stretches of the Rideau River south of Ottawa near Kemptville, Ontario (b) and between the Black Rapids and Long Island Locks (c). The thin black line splitting the Ottawa River separates the provinces of Ontario and Québec. For the Rideau River, solid lines indicate bridges and dashed lines indicate dam and lock systems.

location can significantly affect the survival of released fishes (see Bartholomew and Bohnsack, 2005; Cooke and Suski, 2005). Sublethal effects of angling (e.g., behaviour, physiology) can also affect overall welfare of angled fishes (e.g., Suski et al., 2003a,b, 2007; Klefoth et al., 2008), including potential fitness-related consequences ranging from mortality to reduced reproductive output (reviewed in Arlinghaus et al., 2007). Although anglers may not be able to control such factors as hooking location, particularly when using active angling methods, strategies to minimize the accumulation of sublethal endpoints could reduce delayed mortality.

Evaluating handling procedures used by angler groups offers the potential to increase survival among angled fishes (Cooke and Suski, 2005). However, species often differ in their responsiveness to various stressors, and where one set of handling procedures may be appropriate for a particular species a wholly different set may be needed for another (Cooke and Suski, 2005). Muskellunge anglers have made considerable efforts to develop and refine handling procedures as the sport's popularity increased (Gasbarino, 1986; Saric and Heiting, 1999; Kerr, 2007b; Landsman, 2008). Thus far, no scientific input has been used to create these handling procedures. Nevertheless, even a slight increase in annual harvest rates of muskellunge would necessitate large increases in recruitment rates to maintain trophy fisheries (Casselman and Crossman, 1995). Improved C&R practices would curb harvest and greatly benefit the fishery (Casselman and Crossman, 1995). Therefore, validating the appropriateness of current handling procedures used by specialized anglers is of interest for anglers, managers, and researchers alike.

The objectives of this study were to (1) quantify the post-release mortality rates of C&R muskellunge, (2) quantify the physiological



**Fig. 2.** A selection of muskellunge-specific artificial lures with up to nine barbed hook points.

and behavioural consequences associated with the C&R process for muskellunge, and (3) determine if alternative handling techniques (designed to minimize handling disturbances) would ameliorate physiological or behavioural disturbances and reduce mortality rates. This study was conducted in a natural, field setting, using a combination of radio telemetry and blood-based physiological analyses.

## 2. Methods

### 2.1. Study sites

Angling took place in eastern Ontario, Canada on the Ottawa River (45°34'27.35"N, 75°7'42.01"W; Fig. 1a) and two reaches of the Rideau River: the "Long Reach" (45°4'23.84"N, 75°38'34.53"W; Fig. 1b) and the "Ecolands Reach" (45°18'53.38"N, 75°41'50.11"W; Fig. 1c). When and where angling occurred depended on regulations (e.g., closed angling seasons), local angler information, and weather. All research activities were conducted in accordance with guidelines from the Canadian Council on Animal Care as administered by Carleton University and under a scientific collection permit obtained from the Ontario Ministry of Natural Resources.

### 2.2. Angling

Volunteer specialized muskellunge anglers aided in capturing fish throughout the study. Although the vast majority of muskellunge were captured from one primary research boat (equipped for muskellunge angling), multiple boats were occasionally used to aid in fish collection. Additional boats remained either within eyesight or radio contact of the primary research boat, which would motor to a group of volunteers that had successfully captured a muskellunge to finish the sampling protocol described below. Anglers employed conventional muskellunge angling methods including the use of muskellunge-specific rods, reels, and terminal tackle (e.g., 36–45 kg braided line, fluorocarbon or steel leaders). A variety of artificial lures were used at the anglers' discretion, ranging in size from 15.2 to 45.7 cm with 1–9 barbed hook points (Fig. 2), and presented using both casting and trolling methods. All muskellunge were angled from less than 5 m of water. Lastly, live-bait was not used in this study because of its use during the months of fall, which were not included during the study period, are typically when anglers employ live-bait (Margenau, 2007). Furthermore, its use over artificial lures is also generally not preferred by anglers, specialized or generalist (Margenau and Petchenik, 2004).

Unedited online video footage, personal observation, and informal angler surveys were used to determine typical handling procedures used by specialized muskellunge anglers to develop handling protocols; these handling procedures were combined to define the “normal” handling treatment used in this study. This treatment group consisted of the following: muskellunge were angled as quickly as possible; large, knotless nets were used to restrain fish that were left submerged in the water; de-hooking with pliers began with fish still submerged, and continued for no more than 2 min, with hook cutters employed if de-hooking took longer than 2 min; fish were removed from the water for an admiration period (e.g., photos, measurements) of no more than 90 s and immediately returned to the water for release. As an alternative, a gentler handling procedure was compared to the procedures currently used by specialized anglers. In an effort to reduce handling time, the alternative treatment used hook-cutters only. In addition, the admiration period was removed from the alternative handling procedure to eliminate the consequences associated with air exposing angled fishes (Ferguson and Tufts, 1992; reviewed in Cooke and Suski, 2005). For both treatments, at least one angler used a stopwatch to time the duration of the angling events. At the onset of the study a dice was rolled to randomly assign the first angled muskellunge a particular handling treatment, after which treatments were alternated with each consecutive individual. Following the capture of each muskellunge, surface water temperature was recorded using a hand-held thermometer.

### 2.3. Sampling protocol

Following capture and de-hooking according to the treatment described above, muskellunge were transferred to a flow-through holding trough (300L) where a non-lethal blood sample was collected for quantification of physiological disturbances. Approximately 1.5 mL of blood was extracted from the caudal vasculature using a 3 mL lithium-heparinized vacutainer and 21 gauge, 30 mm needle (Cooke et al., 2005). Whole blood was used to analyze glucose and lactate concentrations in the field with portable glucose (ACCU-CHEK glucose meter; Roche Diagnostics, Basel, Switzerland) and lactate (Lactate Pro LT-1710 portable lactate analyzer; Arkray Inc., Kyoto, Japan) meters. These field diagnostic tools have been previously verified for use on fish (Venn Beecham et al., 2006; Cooke et al., 2008). After using a centrifuge to separate the plasma and red blood cells, a ruler was used to assess hematocrit levels by measuring the volume of plasma to whole blood. Transfer pipettes were used to separate plasma from red blood cells, and samples were flash-frozen in liquid nitrogen for laboratory analysis. In the laboratory, cortisol concentrations were quantified using an enzyme linked, immunosorbent assay (Kit # 900-071; Assay Designs, Ann Arbor, MI, USA). This specific kit and procedure was demonstrated to produce acceptable results when compared to radioimmunoassay methods (Sink et al., 2008). Plasma sodium and potassium concentrations were determined using a flame photometer (model 2655-00; Cole-Parmer Instrument Company, Chicago, IL, USA); whereas plasma chloride concentrations were quantified using a digital chloridometer (Labconco, model 4425000, Kansas City, MO, USA).

To obtain baseline physiological data, the same physiological sampling procedures described above were applied to electrofished (2.5 Generator Powered Pulser; Smith-Root, Inc., Vancouver, WA, USA) muskellunge (Schreck, 1976). This method of fish capture is preferred over other methods, such as netting, because of the short period of time following capture that fish can be blood sampled resulting in more accurate measurements of baseline physiology (Harrell and Moline, 1992). Electrofishing efforts were conducted at discrete time periods coinciding with water temperatures similar in range to that of the angling period (i.e., 6.5–25.5 °C). All electrofish-

ing took place on the Rideau River at both the Eccolands Reach and the Long Reach. Pulsed direct-current (rate: 60 pulses per second) was used to reduce the risk of injuring captured muskellunge (Snyder, 2003). The electrical current was set at 7–8 A and maximum output voltage was 500 V. Fish were sampled within 1 min of netting. Physiological measurements, therefore, were regarded as baseline values.

In 2009, a sub-sample ( $N_{\text{total}} = 30$ ,  $N = 15$  per handling treatment) of muskellunge used for our physiological analyses were externally affixed with individually coded, external radio transmitters (Holohil Systems, Ltd.; Carp, ON, Canada) that weighed 3.2 g in air (138–235 MHz, pulse rate 40 p/min, pulse width 22 ms). Two needles were pushed through the dorsal musculature near the soft dorsal fin and stainless steel wires were passed through the lumen of the needles. A small rubber backing plate made from gasket material served to secure the tag on the opposite side of the fish (see Fig. 1 of Bridger and Booth, 2003). Though weights were not recorded for tagged muskellunge, length–weight relationships of muskellunge reported by Casselman and Crossman (1986) indicated that radio-tagged adult muskellunge in this study weighed far more than the in-air weight of the transmitter (i.e., 3.2 g), thereby avoiding issues associated with a fish's ability to carry the transmitter. A 3-element yagi antenna (AF Antronics, Urbana, IL) and receiver (Biotracker; Lotek Engineering, Inc.; Newmarket, ON, Canada) were used to manually track individuals and assess survival as well as behavioural alterations immediately post-release (i.e., 10 min, 30 min, 1 h, 2 h), at 24 h post-release, 48 h, once every third day for 1 week, and weekly or bi-weekly thereafter. Global positioning system (GPS; Garmin E-Trex; Garmin International, Inc.; Olathe, KS, USA) coordinates were taken at each location.

Hightower et al. (2001) outlined methods for determining mortality of radio tagged fish and suggested that repeatedly tracking an individual at the same location indicated mortality. This criterion was used for the current study, though particular attention was paid to upstream movements since dead or moribund muskellunge cannot swim upstream. Furthermore, because most post-angling mortality occurs in less than 48 h (Muoneke and Childress, 1994) survival was determined if fish exhibited continued movements, both upstream and downstream, for at least 48 h. Locations could not be ascertained if muskellunge moved into water deeper than 10 m. Local weather conditions, boat traffic, and macrophyte cover may also have impaired our abilities to locate fish. Repeated attempts – multiple times per day or daily visits – to contact fish were made until contact was reestablished. Finally, recaptures were also used to assess survival, though local anglers were often able to supply only a photograph and unable to supply individual tag numbers. Identifications were made based on size, location, and individual markings.

Reflex impairment was also quantified for angled muskellunge in an attempt to correlate loss of reflex(es) with mortality. At the site of release, each fish's ability to (1) maintain equilibrium, (2) burst away, and (3) swim downward was observed and recorded. The absence and presence of these reflexes were scored on a 0–1 scale (0 = absent, 1 = present) and a composite score was created for each muskellunge. This method, also known as “reflex action mortality predictor” (RAMP), has been shown to be correlated with mortality (Davis and Ottmar, 2006; Davis, 2009).

### 2.4. Statistical analyses

Water temperatures were grouped into low (6.5–13.5 °C), moderate (14–21 °C), and high (21.5–28 °C) to account for temperature induced differences in baseline and post-angling physiological disturbances (Gustavson et al., 1991). Blood data were tested for

**Table 1**  
Results of the rank-transformed two-way ANOVA examining the effects of treatment, temperature, and treatment  $\times$  temperature on seven physiological parameters for control and angled muskellunge.

Parameter	N	Effect	df	SS	F	P	Power (1- $\beta$ )	Least significant N
Sodium (Meq/L)	67	Whole model	8	227.79	0.58	0.79		
		Treatment	2	87.58	0.89	0.42	0.24	170
		Temperature	2	24.65	0.25	0.78	0.07	1924
		Treatment $\times$ temperature	4	105.87	0.54	0.71	0.16	314
		Error	53	2828.47				
Potassium (Meq/L)	67	Whole model	8	123.63	3.00	<b>0.0074</b>		
		Treatment	2	11.19	1.08	0.34	0.29	137
		Temperature	2	42.77	4.16	<b>0.021</b>	–	–
		Treatment $\times$ temperature	4	63.09	3.07	<b>0.024</b>	–	–
		Error	53	272.64				
Chloride <sup>a</sup> (Meq/L)	33	Whole model	3	9.87	1.50	0.24		
		Treatment	1	4.42	2.02	0.17	–	–
		Temperature	1	0.043	0.020	0.89	–	–
		Treatment $\times$ temperature	1	6.04	2.75	0.11	–	–
		Error	23					
Cortisol <sup>a</sup> (ng/mL)	33	Whole model	3	375.58	1.85	0.17		
		Treatment	1	83.77	1.24	0.28	–	–
		Temperature	1	244.18	3.62	0.070	–	–
		Treatment $\times$ temperature	1	33.27	0.49	0.49	–	–
		Error	23					
Glucose (mmol/L)	84	Whole model	8	969.96	8.51	<b>&lt;0.0001</b>		
		Treatment	2	262.32	9.20	<b>0.0004</b>	–	–
		Temperature	2	424.65	14.90	<b>&lt;0.0001</b>	–	–
		Treatment $\times$ temperature	4	77.85	1.37	0.26	0.54	112
		Error	53	755.39				
Lactate (mmol/L)	84	Whole model	8	6005.97	5.79	<b>&lt;0.0001</b>		
		Treatment	2	3799.73	14.66	<b>&lt;0.0001</b>	–	–
		Temperature	2	455.76	1.76	0.18	0.47	109
		Treatment $\times$ temperature	4	213.04	0.41	0.80	0.18	362
		Error	53	6866.50				
Hematocrit (% PCV)	70	Whole model	8	339.40	1.26	0.28		
		Treatment	2	178.80	2.67	0.079	0.56	73
		Temperature	2	23.95	0.36	0.70	0.11	523
		Treatment $\times$ temperature	4	181.95	1.36	0.26	0.45	112
		Error	53	1766.14				

Note: Least significant N represents a power of  $\beta = 0.5$ .

Significant effects are denoted by bolded P-values.

<sup>a</sup> Signifies parameters without control data and excluding 2010 data from angled muskellunge. Power analysis results are reported for non-significant effects.

normality and homogeneity of variance using Shapiro–Wilk and Levene's tests (Sokal and Rohlf, 1995) and were rank-transformed to meet these assumptions (Conover and Iman, 1981). A two-way ANOVA was then applied (Conover and Iman, 1981) to evaluate physiological differences between treatments (including controls), temperature, and treatment  $\times$  temperature. Movement data were log-transformed (Zar, 1984) and post-release behaviour was evaluated using a two-way repeated measures ANOVA (main effects: time interval, treatment, time interval  $\times$  treatment; individual fish number entered as a random effect) because the same individuals were sampled more than once, thus violating the assumption of independence (Girden, 1992). Behaviour was evaluated at 10 min, 30 min, 1 h, and 2 h post-release. Reflex impairment was evaluated between treatments using a T-test. When a main effect(s) or interaction term was significant, a Tukey–Kramer HSD *post hoc* test was used to compare the statistical significance of means. All statistical tests were carried out using JMP 7.0 (SAS Institute, Cary, NC), significance levels set at  $\alpha \leq 0.05$ , and means are reported as  $\pm$  standard error (S.E.) where appropriate. Correction factors were not applied because while the probability of committing Type I errors decreases, the probability of increasing Type II errors increases and statistical power decreases (Zar, 1984; Nakagawa, 2004) (Table 1).

### 3. Results

#### 3.1. Angling and electrofishing

Over the 2009 and 2010 angling seasons, 77 muskellunge were successfully angled. The total length ( $L_T$ ) of fish that were blood sampled in our normal and alternative treatments averaged  $102.0 \pm 3.0$  cm ( $N = 34$ , range 63.5–131.0) and  $98.2 \pm 2.8$  cm  $L_T$  ( $N = 33$ , range 57.2–132.1), respectively. Blood sampling occurred over periods where surface water temperatures ranged from 6.5 to 27.5 °C. Radio-tagged muskellunge in our normal treatment group had a mean  $L_T$  of  $110.5 \pm 3.8$  cm (range 80.8–131.0 cm  $L_T$ ) and  $103.9 \pm 3.4$  cm (range 81.3–132.1 cm  $L_T$ ) for our alternative treatment group. Water temperatures ranged from 17.5 to 26.0 °C during radio tagging periods. Mean  $L_T$  of electrofished muskellunge was  $88.5 \pm 3.9$  cm  $L_T$  ( $N = 18$ ; range 62.2–124.5 cm  $L_T$ ) and water temperatures during electrofishing ranged from 6.5 to 25.5 °C.

#### 3.2. Mortality and recaptures

All 30 radio tagged muskellunge exhibited continued movements following release (Table 2). These movements included at least two upstream movements during the period they were

**Table 2**

Movement data for all radio tagged ( $N=30$ ) muskellunge. Recaptures, the sum of distances moved up to 48 h, and the number of upstream movements for the entire tracking period were used to assess survival. An asterisk (\*) denotes individuals tracked after being recaptured.

Fish #	Capture location	Capture date	Final tracking date (2009)	Recapture (Y/N)	No. of locations	Sum of distance (m) moved up to 48 h	No. of upstream movements between sequential tracking points
151.981	Rideau R. (Long)	22-Jun	28-October	N	19	754	4
150.681	Rideau R. (Long)	25-Jun	28-October	Y	19	1019	9
150.920	Rideau R. (Long)	4-July	13-August	N	14	569	8
150.359	Ottawa R.	8-July	12-August	N	12	802	6
150.580	Ottawa R.	8-July	23-November	N	18	952	10
150.960	Rideau R. (Eccolands)	11-July	3-October	N	16	562	7
151.479	Rideau R. (Eccolands)	13-July	3-October	Y	16	1655	6
151.121	Ottawa R.	16-July	14-October	Y	17	412	9
150.380	Rideau R. (Eccolands)	23-July	3-October	N	15	455	8
150.722	Ottawa R.	24-July	23-November	N	16	383	8
150.561	Ottawa R.	24-July	23-November	Y	16	285	7
150.840	Rideau R. (Long)	29-July	28-October	Y	14	1072	6
151.401	Ottawa R.	3-August	23-November	N	15	354	7
150.541	Ottawa R.	4-August	14-October	Y	14	2702	7
150.421	Ottawa R.	6-August	23-November	N	14	266	5
150.341	Ottawa R.	7-August	23-November	N	15	191	8
150.821	Ottawa R.	10-August	23-November	N	13	483	4
150.300	Ottawa R.	10-August	15-September	N	10	1778	5
151.440	Ottawa R.	11-August	25-September	N	11	337	4
151.560	Ottawa R.	14-August	15-October	N	13	680	5
151.460	Ottawa R.	15-August	15-September	Y	9	514	4
151.579	Ottawa R.	7-September	1-October	N	10	641	5
151.980	Ottawa R.	7-September	15-September	N	9	564	3
151.059	Ottawa R.	12-September	15-October	N	10	1415	4
150.200	Ottawa R.	18-September	23-November	N	10	250	5
150.041	Ottawa R.	20-September	23-November	N	9	905	4
150.099	Ottawa R.	24-September	23-November	N	9	496	2
151.920	Ottawa R.	24-September	14-October	N	8	932	3
151.900	Ottawa R.	24-September	23-November	N	10	881	6
151.880	Ottawa R.	25-September	23-November	N	8	2300	4

tracked (Table 2). In the summer of 2009, six radio-tagged muskellunge were recaptured, including one individual that was recaptured twice within a 2 week period. The transmitter from fish # 151.460 was found on shore and assumed to be an unreported recapture given the state in which the transmitter was recovered. For the 2010 angling season, two radio-tagged muskellunge were recaptured as well as an additional non-radio tagged (Floy tag only) muskellunge that was originally captured for physiological analyses. At least 23% ( $N=7$ ) of radio-tagged individuals were recaptured and reported during the study.

### 3.3. Physiological disturbances

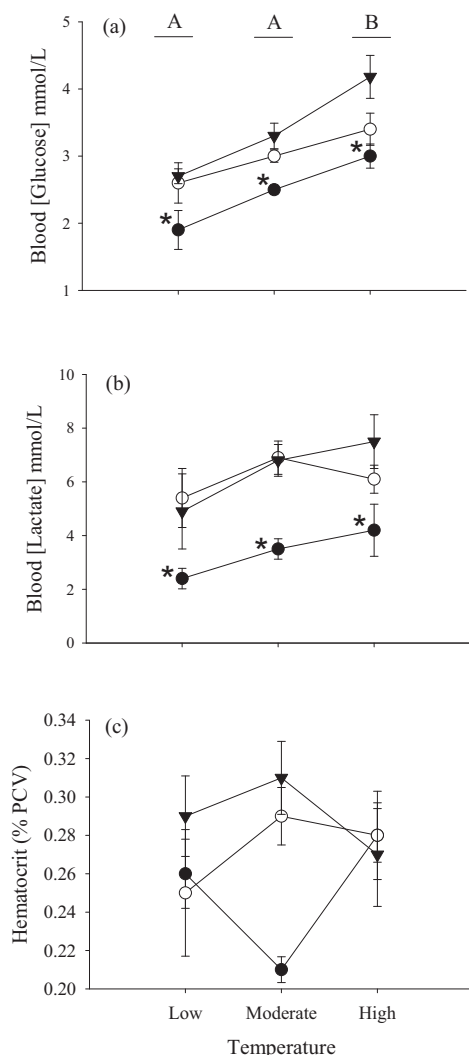
Treatment had a significant effect on blood glucose (two-way ANOVA,  $F_{2,53}=9.2$ ,  $P=0.00040$ ; Table 1; Fig. 3a) and lactate concentrations (two-way ANOVA,  $F_{2,53}=14.7$ ,  $P<0.0001$ ; Table 1; Fig. 3b) where angling caused the two parameters to increase relative to controls (Tukey–Kramer HSD,  $P<0.05$ ; Fig. 3a and b). More specifically for angled muskellunge, blood glucose and lactate concentrations increased over 1.3 and 1.8 times to maximums of  $3.6 \pm 0.2$  mmol/L and  $6.9 \pm 0.6$  mmol/L, respectively (Fig. 3a and b). Nevertheless, no differences were observed between the two handling treatments themselves for any parameter (Tukey–Kramer HSD,  $P's > 0.05$ ; Figs. 3a–e and 4a–e). Plasma potassium had a significant treatment  $\times$  temperature interaction term (two-way ANOVA,  $F_{2,53}=3.1$ ,  $P=0.02$ ; Fig. 4b). For normally treated muskellunge, an increase of more than two-fold between low and high temperatures was noted as well as an increase of more than 1.5 times between controls and normally handled muskellunge at high temperatures (Fig. 4b). Temperature also significantly affected blood glucose concentrations (two-way ANOVA,  $F_{2,53}=14.9$ ,  $P<0.0001$ ;

Table 1). Mean glucose concentrations at high temperatures increased significantly by over 1.5 times relative to low temperatures (Tukey–Kramer HSD,  $P<0.05$ ; Fig. 3a). Temperature and treatment effects, however, were not shown for any other parameter (Table 1; Fig. 4a–e). For non-significant effects, statistical power was low ( $<0.5$ ) for many parameters and the least significant number of samples needed to attain a power of at least 0.5 ranged from 73 to 1924 (Table 1). Finally, plasma chloride ions and cortisol were analyzed without control data due to technical difficulties associated with transportation and analyses.

### 3.4. Behaviour and reflex impairment

Angled muskellunge behaved similarly irrespective of treatment (two-way repeated measures ANOVA,  $F_{1,26}=0.5$ ,  $P=0.50$ ; Fig. 5) and traveled a maximum of 45 m at any given period up to 120 min post-release (Fig. 5). Mean distance traveled per time interval increased consecutively until 2 h post-release, but this trend was not significant (two-way repeated measures ANOVA,  $F_{3,77}=2.2$ ,  $P=0.10$ ; Fig. 5). More specifically, muskellunge handled gently moved almost twice as far between 10 and 60 min post-release, but decreased movement by more than half from 60 to 120 min post-release (Fig. 5). Similarly for muskellunge handled normally, movement increased over two-fold from 10 to 60 min post-release and also decreased by more than half between 60 and 120 min post-release (Fig. 5). Finally, the treatment  $\times$  time interval interaction effect had no significant impact on muskellunge post-release behaviour (two-way repeated measures ANOVA,  $F_{3,77}=0.05$ ,  $P=1.0$ ).

Reflex impairment could not be correlated with mortality because all tagged fish survived. In general, tagged and non-tagged



**Fig. 3.** Concentrations of blood glucose (a), lactate (b), and hematocrit (c; percent packed cell volume) for control (solid circle) and angled muskellunge subjected to alternative (hollow triangle) and normal (solid square) handling treatments. The sample sizes for glucose and lactate at low, moderate, and high temperatures for the three treatments were as follows: control ( $N=8, 3, 7$ ), alternative ( $N=4, 11, 18$ ), and normal ( $N=4, 13, 15$ ). Samples sizes for hematocrit at low, moderate, and high temperatures for the three treatments were: control ( $N=8, 3, 6$ ), alternative ( $N=4, 10, 15$ ), and normal ( $N=4, 8, 10$ ). An asterisk (\*) denotes a significant difference between controls and angled muskellunge. Dissimilar upper case letters joined by horizontal lines denote significant differences between temperature groups.

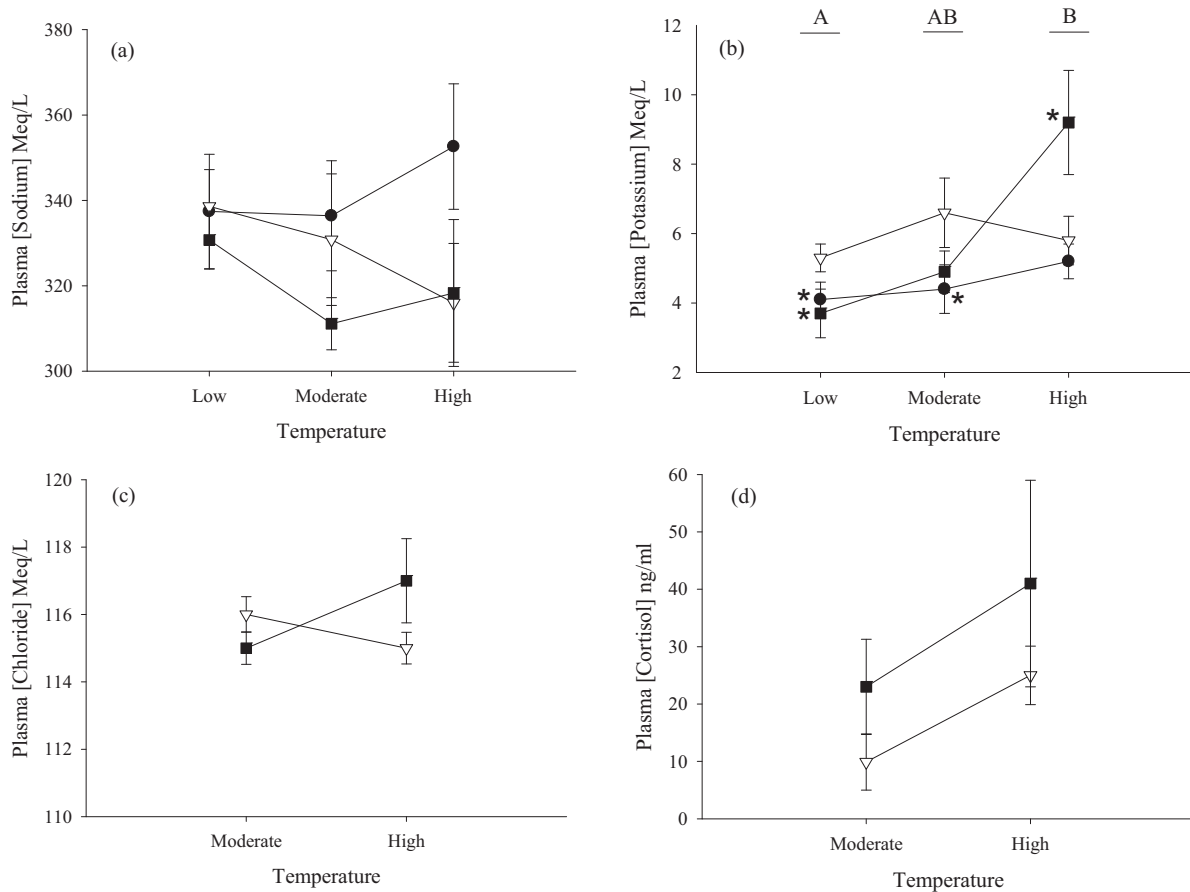
fish from both treatments showed similar responses to reflex testing ( $T$ -test,  $F=0.2$ ,  $P=0.6$ ). The mean transformed proportion of reflexes present for muskellunge handled with alternative ( $N=34$ ) and normal ( $N=34$ ) procedures was  $0.7 \pm 0.04$  and  $0.7 \pm 0.04$ , respectively. All but two muskellunge (i.e.,  $N=66$ ; 97%) were able to maintain equilibrium. Upon release, 69% ( $N_{\text{total}}=47$ ) of angled muskellunge did not burst away from the handlers. In addition, 19% ( $N=12$ ) did not swim downward, but remained on the surface for upwards of approximately 5–10 min.

#### 4. Discussion

We used radio telemetry to estimate mortality of caught-and-released muskellunge, an approach that has been identified as being particularly robust for generating field-relevant post-release mortality estimates (Donaldson et al., 2008). Based on radio tracking muskellunge in this study, none of the 30 radio-tagged

muskellunge died as a result of the angling event. Our finding of a 0% mortality rate contradicts the 30% figure reported by Beggs et al. (1980). Their estimate, however, was made in a laboratory setting and may have introduced handling and confinement-related stressors resulting in an elevated mortality rate (Pollock and Pine, 2007; Donaldson et al., 2008). Moreover, Frohnauer et al. (2007) and Strand (1986) observed a 4.1% and 0% mortality rate of angled muskellunge from Shoepack Lake in Voyageurs National Park and Leech Lake, Minnesota, respectively. The C&R mortality rates reported in the present study Frohnauer et al. (2007) and Strand (1986) are markedly lower than those reported for other freshwater species (see Muoneke and Childress, 1994; Bartholomew and Bohnsack, 2005), but are consistent with mortality rates in specialized fisheries that are often less than 5% and sometimes below 0.1% (Policansky, 2002). Although no mortalities were observed in this study, it should be acknowledged that zero risk of angling mortality is never achievable in a fishery (Arlinghaus et al., 2007). Muskellunge angling mortality, therefore, may be negligible and management decisions should reflect this. For example, if creating trophy fisheries is a management agency's objective and employing high minimum length limits are used (Casselman, 2007), then angling mortality should be low to obtain the intended results (Brousseau and Armstrong, 1987). Indeed, the present study shows low angling mortality of muskellunge released by specialized anglers and provides support for increasing minimum length limits if the goal is to create trophy fisheries. However, it is uncertain what mortality rates are when non-specialized anglers handle muskellunge. We encourage future studies to address the possibility that muskellunge captured by non-specialized anglers (e.g., those using lighter gear and targeting smaller species) may exhibit higher levels of mortality (Gasbarino, 1986).

Angling inevitably causes some level of physiological disturbance for fish (Cooke and Sneddon, 2007). Indeed, the results of this study indicate that angling events cause significant physiological disturbances relative to control fish, though no significant differences between either handling treatments (i.e., normal vs. alternative) were noted. More specifically, blood glucose, blood lactate, and plasma potassium were the only parameters to display significant differences. Angling is a form of exhaustive exercise (Wood, 1991; Kieffer, 2000) that causes a cascade of physiological responses in fishes including the release of glucose into the bloodstream – providing fuel for tissues such as the heart, liver, and gills – and the production of lactate anions (Pagnotta and Milligan, 1991; Moyes and West, 1995; Wendelaar Bonga, 1997). A portion of the lactate produced leaks into the bloodstream, though evidence suggests the majority remains within white muscle tissue (Pagnotta and Milligan, 1991; Wood, 1991; Schwalme and Mackay, 1985). Previous work by Beggs et al. (1980) showed lactate levels of angled muskellunge reaching 4.0 mmol/L, but the present study indicates lactate levels exceeding 6.0 mmol/L. One potential explanation for this discrepancy could be related to size (Kieffer et al., 1996; Kieffer, 2000; Meka and McCormick, 2004) as the maximum size of fish used by Beggs et al. (1980) was 91.8 cm  $L_T$  compared to 132.1 cm  $L_T$  in this study. This relationship, however, was not explored in the present study because anglers cannot control for the size of fish that strike their lures. Though statistical power was low for many non-significant effects, this is likely explained by the short period of time from capture to blood sampling that may not have allowed some parameters to peak. For example, muskellunge lactic acid concentrations peaked 1 h into recovery (Beggs et al., 1980) and plasma cortisol concentrations for juvenile Chinook salmon (*Oncorhynchus tshawytscha*) also peaked 1 h after the final stressor (Barton et al., 1986). The large number of samples needed to obtain significant results indicates that many of the parameters tested are highly conserved between individuals immediately following capture. Regardless, the current study demonstrates that the angling



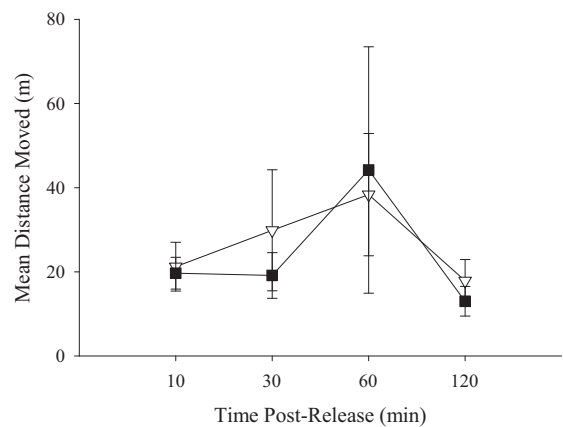
**Fig. 4.** Concentrations of plasma sodium (a), potassium (b), chloride (c), and cortisol (d) for control muskellunge (a–b, solid circle) and angled muskellunge subjected to gentle (hollow triangle) or normal (solid square) handling treatments. The samples sizes for plasma sodium and potassium ions at low, moderate, and high temperatures for the three treatments were as follows: control ( $N=8, 3, 6$ ), alternative ( $N=4, 10, 14$ ), normal ( $N=4, 9, 9$ ). Sample sizes for plasma chloride ions and cortisol were: alternative ( $N=7, 9$ ) and normal ( $N=7, 4$ ). Dissimilar upper case letters joined by horizontal lines denote significant differences between temperature groups, and asterisks (\*) indicate treatment groups at given temperatures that are statistically different from each other (i.e., interaction effect).

event causes significant physiological disturbances relative to non-angled muskellunge.

Despite changes in muskellunge physiology following angling events, no significant differences in physiological status were noted between fish handled with and without 90 s of air exposure. Physiological disturbances resulting from air exposure can be large and result from collapsing gill lamellae which prevents gas exchange (Boutillier, 1990; Ferguson and Tufts, 1992). However, the severity and duration of a stressor may have profound effects on the stress response in fishes (Barton and Iwama, 1991; Schreck, 2000). This study demonstrates that 90 s of air exposure may not be long enough to cause significant physiological disturbances.

Suski et al. (2007) found that physiological differences among bonefish (*Albula vulpes*) were exacerbated as the duration of both angling time and air exposure increased to a maximum of 240 s of exercise and 180 s of air exposure. Additional studies on largemouth bass (*Micropterus salmoides*, Gustaveson et al., 1991), smallmouth bass (*Micropterus dolomieu*, Kieffer et al., 1995), and Atlantic salmon (*Salmo salar*, Thorstad et al., 2003) identify angling time as a significant stressor. The current study used handling procedures that minimized angling times in all cases, largely through the use of heavy lines and stout rods (i.e., standard muskellunge angling equipment). Extended angling durations often observed with long-line and down-rigger trolling (Beggs et al., 1980; Dedual, 1996; Bartholomew and Bohnsack, 2005) as well as inexperienced anglers (Storck and Newman, 1992) may cause greater physiological disturbances for muskellunge. This study demonstrates that

muskellunge subject to normal handling procedures did not exhibit significantly different physiological responses compared to an alternative, suggesting current handling procedures are adequate for minimizing physiological disturbance. Anglers are, however,



**Fig. 5.** Mean distance moved for angled muskellunge subject to normal handling procedures (solid squares) used by specialized anglers as well as an alternative handling procedure (hollow triangles). Sample sizes were  $N=15$  for both treatments except when one individual could not be located (i.e.,  $N=14$ ) at 120 min post-release for the normal treatment and 10 and 30 min post-release for the alternative treatment.



advised to minimize air exposure as much as possible to ensure fish welfare. Moreover, no mortality was observed which suggests that these fish are indeed able to recover from the level of physiological disturbance incurred in the present study.

Muskellunge angling occurs across a broad range of temperatures, typically spanning late spring through late fall. This time period encompasses warm summer months, particularly in the muskellunge's northern portions of its range, where water temperatures may become excessively high which could increase physiological disturbances (Cooke and Suski, 2005). Anglers in latitudes extending into the southern portion of the species range (e.g., Illinois, Kentucky, Tennessee) typically cease angling for muskellunge when water temperatures rise above 27 °C (personal observation). The present study revealed that increases in water temperature caused significant increases in blood glucose and plasma potassium concentrations for muskellunge relative to angling at cooler temperatures, though temperatures rarely exceeded the optimal thermal preference (i.e., 25.6 °C; Scott and Crossman, 1973). Our findings agreed with several other studies demonstrating increased glucose concentrations at greater temperatures (Gustavson et al., 1991; Meka and McCormick, 2004). The observed glucose concentration increases may be attributed to increased standard metabolic rates that rise as water temperatures warm (Dickson and Kramer, 1971; Cooke et al., 2001). In turn, production of liver glycogen rises resulting in an increase in glucose as glycogen is catabolized (Kieffer, 2000). Such energy demands are necessary for fish to recover following intense activity (Kieffer, 2000). Explanations for the observed increases in plasma potassium with water temperature are relatively unclear. However, potassium has been shown to enter plasma following exercise due to intercellular metabolic waste (Wang et al., 1994), red blood cell sodium-potassium pumps (Borgese et al., 1987), or intracellular gill uptake (Wood and Lemoigne, 1991), and elevated plasma potassium concentrations at higher water temperatures may result from increases in membrane fluidity (Cossins and Prosser, 1978; Gerner et al., 1980). This particular response is of interest because potassium cations influence nerve function (Hidaka and Toida, 1969; Abe and Oka, 1999) and elevated potassium levels (i.e., hyperkalemia) can contribute to cardiac failure in mammals (Guyton, 1981; Lindinger, 1995). Interestingly, Beggs et al. (1980) observed markedly higher plasma potassium concentrations in muskellunge that died compared to those fish that survived through the experimental period. Because most muskellunge angling occurs in the warm summer months (Kerr, 2007a), the potentially lethal effects of increased potassium concentrations and their relation to cardiac failure is of concern. Evidence from this study clearly indicates the propensity for physiological disturbance to increase with increasing water temperatures. Therefore, it is advisable to be cautious of the magnitude of stress imposed on muskellunge (e.g., severely limit air exposure and angling durations) when angling during periods of high water temperatures.

A failure of the different handling treatments to induce different physiological responses can likely be partially related to the immediate blood sampling procedure following angling. Serial sampling has revealed that physiological measures of stress may not peak until well after the onset of the initial stressor (e.g., Soivio and Oikari, 1976; Pickering et al., 1982; Barton et al., 1986; Young and Cech, 1993). Future studies should consider serial sampling to determine how much time elapses before concentrations of parameters such as blood glucose, blood lactate, and plasma cortisol peak and then return to basal levels. Another potential explanation for the minimal physiological differences across handling treatments in this study is the condition of angled muskellunge. Hematocrit can provide a measure of the overall condition for a fish (Barton, 2002) and the uniformity of hematocrit levels between treatments and controls suggests relatively good health for all fish in this study.

Taken together, minimal responses for the physiological parameters tested may be attributed to the apparent good health of the muskellunge sampled and the immediate blood sampling procedures used to collect data.

As with the lack of physiological disturbances between handling treatments, this study further demonstrates that handling procedures with and without air exposure (within the limits used in this study) do not significantly affect post-release behaviour. Muskellunge moved an average of 45 m at 1 h post-release. Arlinghaus et al. (2009) found that total movement of northern pike (*Esox lucius*) post-release did not differ significantly with varying levels of air exposure. They also showed that with 60 and 180 s of air exposure, northern pike moved approximately 30 m in the first hour post-release which was similar with the distances noted in this study. Predation following angling is a concern for some species of fishes such as bonefish (Cooke and Philipp, 2004; Danylchuk et al., 2007) and red snapper (*Lutjanus campechanus*; Campbell et al., 2010), but predation of adult muskellunge is a non-issue because the size of adults preclude them as prey items for other species of fish. Behaviour of muskellunge pre-capture was not determined so it is unclear whether the patterns noted here conform to typical behaviour of non-angled muskellunge. Future studies on muskellunge should evaluate pre- and post-release behaviour and attempt to elucidate the duration necessary to fully recover from angling. It is unclear what affects, if any, the external tagging procedure had on muskellunge. However, because anesthetics were not used and muskellunge length-weight data suggests that even the smallest tagged individual (80.8 cm  $L_T$ ) weighed several hundred times more than the transmitter weight (3.2 g in air; Casselman and Crossman, 1986) it is likely tagging effects were minimal (Ross and McCormick, 1981; Bridger and Booth, 2003). Nevertheless, we acknowledge the possibility that biofouling and tag abrasions could have caused behavioural disturbances, but these issues and others associated with external tagging are often manifest in juvenile or small sized fishes (see Bridger and Booth, 2003). Furthermore, some muskellunge may have tried to avoid the research boat as has been suggested for other fishes, particularly at distances less than 10 m away (Drašák and Kubečka, 2005). Regardless, the present study clearly demonstrates that angled muskellunge exhibit similar post-release behaviour despite air exposure in one handling method, but more fine-scale behavioural analyses could benefit our understanding of the recovery dynamics of muskellunge.

Another metric used to assess the affects of C&R angling on muskellunge was examining the degree of reflex impairment. Reflexes are tested as a rapid measure of fish condition and health (Davis and Ottmar, 2006). To date, reflex impairment has been used to predict mortality in several commercial species (Davis and Parker, 2004; Davis, 2005; Davis and Ottmar, 2006), but little has been done with recreationally important fishes. However, in the present study no mortality for angled fish was observed, therefore, no conclusions could be drawn for correlations between mortality and the absence of particular reflexes. Nevertheless, reflex impairment can still be used by anglers to assess the condition of their catch. For instance, we observed 19% of angled muskellunge remaining on the surface for a period of time and 69% that did not burst away following release. Anglers could potentially use these types of observations to adapt handling procedures accordingly, such as remaining in the vicinity of the catch to ensure no boats collide with released fish. Further validation of reflex impairment tests is needed to confirm its applicability in recreational fisheries.

## 5. Conclusions

Until now, formal evaluation of the handling procedures used by specialized muskellunge anglers has never been accomplished.

The creation of these procedures was done so with little science-based influence and as voluntary release rates approach 100%, the need to establish guidelines for proper handling procedures is necessary. The present study clearly demonstrates that current C&R handling procedures used by specialized muskellunge anglers maximize survival and minimize physiological and behavioural disturbances. The conscious decision to voluntarily release legal-sized muskellunge and employ methods that, as evidenced in this study, maximize survival is a testament to the conservation mindset of many specialized muskellunge anglers. Rarely are these types of specialized fisheries seen in recreational angling. Analogous to North American muskellunge anglers are specialized carp (*Cyprinus carpio*) anglers in Europe. These anglers employ similar handling procedures, advocate voluntary C&R to conserve the resource, and continually refine handling procedures to include new developments in the angling industry (Arlinghaus et al., 2007). Although mortality is minimal in both European specialized carp (Raaij, 1985) and muskellunge fisheries, species-specific impacts of handling should be evaluated in other specialized fisheries to ensure proper handling practices are employed (Cooke and Suski, 2005). The effectiveness of C&R and its value to fisheries management is only as good as the procedures used by anglers and promoted by managers. We advise managers to account for the low degree of angling-associated mortality evidenced in this study, particularly when developing management goals for muskellunge fisheries, and advocate promotion of these handling procedures to the general angling public.

### Acknowledgements

The authors wish to thank the Becker Foundation, Muskies Canada Inc. (National), and Muskies Inc. (National) for providing financial support necessary to complete this project. Individual chapters of Muskies Canada Inc. are to be thanked as well: Ganonoque, Hamilton, Kawartha Lakes, Kitchener-Waterloo, Montreal, Ottawa, Saint John River, Sudbury, Toronto, and Upper Valley. Many thanks are also extended to the individual Muskies Inc. chapters and members that so kindly supported this undertaking. Finally, the completion of this study could not have been possible without volunteer angler participation; many thanks to those who assisted. Additional financial support was provided by the NSERC (in the form of an RTI to S. Cooke), the Ontario Ministry of Natural Resources, the Ontario Ministry of Research and Innovation, the Canada Foundation for Innovation and the Canada Research Chairs Program. Landsman was partially supported by fellowships from Carleton University.

### References

- Abe, H., Oka, Y., 1999. Characterization of  $K^+$  currents underlying pacemaker potentials of fish gonadotropin-releasing hormone cells. *J. Neurophysiol.* 81, 643–653.
- Arlinghaus, R., Klefoth, T., Cooke, S.J., Gingerich, A., Suski, C., 2009. Physiological and behavioural consequences of catch-and-release angling on northern pike (*Esox lucius* L.). *Fish. Res.* 97, 223–233.
- Arlinghaus, R., Cooke, S.J., Lyman, J., Policansky, D., Schwab, A., Suski, C., Sutton, S.G., Thorstad, E.B., 2007. Understanding the complexity of catch-and-release in recreational fishing: an integrative synthesis of global knowledge from historical, ethical, social, and biological perspectives. *Rev. Fish. Sci.* 15, 75–167.
- Bartholomew, A., Bohnsack, J.A., 2005. A review of catch-and-release angling mortality with implications for no-take reserves. *Rev. Fish. Biol. Fish.* 15, 129–154.
- Barton, B.A., 2002. Stress in fishes: a diversity of responses with particular reference to changes in circulating corticosteroids. *Integr. Comp. Biol.* 42, 517–525.
- Barton, B.A., Iwama, G.K., 1991. Physiological changes in fish from stress in aquaculture with emphasis on the response and effects of corticosteroids. *Integr. Comp. Biol.* 42, 517–525.
- Barton, B.A., Schreck, C.B., Sigismundi, L.A., 1986. Multiple acute disturbances evoke cumulative physiological stress responses in juvenile Chinook salmon. *Trans. Am. Fish. Soc.* 115, 245–251.
- Beggs, G.L., Holeton, G.F., Crossman, E.J., 1980. Some physiological consequences of angling stress in muskellunge, *Esox masquinongy* Mitchell. *J. Fish. Biol.* 17, 649–659.
- Borgese, F., Garcia-Romeu, F., Motais, R., 1987. Control of cell volume and ion transport by b-adrenergic catecholamines in erythrocytes of rainbow trout, *Salmo gairdneri*. *J. Physiol.* 382, 123–144.
- Boutlier, R.G., 1990. Control and co-ordination of gas exchange in bimodal breathers. In: Boutlier, R.G. (Ed.), *Advances in Comparative & Environmental Physiology*. Springer Verlag, New York, New York, pp. 280–346.
- Bridger, C.J., Booth, R.K., 2003. The effects of biotelemetry transmitter presence and attachment procedures on fish physiology and behaviour. *Rev. Fish. Sci.* 11, 13–34.
- Brousseau, C.S., Armstrong, E.R., 1987. The role of size limits in walleye management. *Fisheries* 12, 2–5.
- Campbell, M.D., Tolan, J., Strauss, R., Diamond, S.L., 2010. Relating angling-dependent fish impairment to immediate release mortality of red snapper (*Lutjanus campechanus*). *Fish. Res.* 106, 64–70.
- Casselmann, J.M., Crossman, E.J., 1995. Assessing sustainability of trophy muskellunge fisheries. In: Kerr, S.J., Oliver, C.H. (Eds.), *Managing Muskies in the '90s: Workshop Proceedings*. Ontario Ministry of Natural Resources, Southern Region Science & Technology Transfer Unit, Kemptville, Ontario, pp. 29–39.
- Casselmann, J.M., Crossman, E.J., 1986. Size, age, and growth of trophy muskellunge and muskellunge—northern pike hybrids—the Cleithrum Project 1979–1983. In: Hall, G.E. (Ed.), *Managing Muskies*. American Fisheries Society Special Publication (15), Bethesda, Maryland, pp. 93–110.
- Chipman, B.D., Helfrich, L.A., 1988. Recreational specialization and motivations of Virginia river anglers. *North Am. J. Fish. Manage.* 8, 390–398.
- Casselmann, J.M., 2007. Determining minimum ultimate size, setting size limits, and developing trophy standards and indices of comparable size for maintaining quality muskellunge (*Esox masquinongy*) populations and sports fisheries. *Environmental Biology of Fishes* 79, 137–154.
- Conover, W.J., Iman, R.L., 1981. Rank transformations as a bridge between parametric and nonparametric statistics. *Am. Stat.* 35, 124–129.
- Cooke, S.J., Suski, C.D., Danylchuk, S.E., Danylchuk, A.J., Donaldson, M.R., Pullen, C., Bulté O'Toole, A., Murchie, K.J., Koppelman, J.B., Shultz, A.D., Brooks, E., Goldberg, T.L., 2008. Effects of different capture techniques on the physiological condition of bonefish *Albula vulpes* evaluated using field diagnostic tools. *J. Fish. Biol.* 73, 1351–1375.
- Cooke, S.J., Crossin, G.T., Patterson, D.A., English, K.K., Hinch, S.G., Young, J.L., Alexander, R.F., Healey, M.C., Van der Kraak, Farrell, A.P., 2005. Coupling non-invasive physiological assessments with telemetry to understand inter-individual variation in behaviour and survivorship of sockeye salmon: development and validation of a technique. *J. Fish. Biol.* 67, 1342–1358.
- Cooke, S.J., Sneddon, L.U., 2007. Animal welfare perspectives on recreational angling. *Appl. Anim. Behav. Sci.* 104, 176–198.
- Cooke, S.J., Philipp, D.P., 2004. Behaviour and mortality of caught-and-released bonefish (*Albula* spp.) in Bahamian waters with implications for a sustainable recreational fishery. *Biol. Conserv.* 118, 599–607.
- Cooke, S.J., Kassler, T.W., Philipp, D.P., 2001. Physiological performance of largemouth bass related to local adaptation and interstock hybridization: implications for conservation and management. *J. Fish. Biol.* 59, 248–268.
- Cooke, S.J., Suski, C.D., 2005. Do we need species-specific guidelines for catch-and-release recreational angling to conserve diverse fishery resources? *Biodivers. Cons.* 14, 1195–1209.
- Crossman, E.J., 1986. The noble muskellunge: a review. In: Hall, G.E. (Ed.), *Managing Muskies*. American Fisheries Society Special Publication (15), Bethesda, Maryland, pp. 1–13.
- Cossins, A.R., Prosser, C.L., 1978. Evolutionary adaptation of membranes to temperature. *Proc. Natl. Acad. Sci. U. S. A.* 75, 2040–2043.
- Danylchuk, A.J., Danylchuk, S.E., Cooke, S.J., Goldberg, T.L., Koppelman, J.B., Philipp, D.P., 2007. Post-release mortality of bonefish, *Albula vulpes*, exposed to different handling practices during catch-and-release angling in Eleuthera, The Bahamas. *Fish. Manage. Ecol.* 14, 149–154.
- Davis, M.W., 2009. Fish stress and mortality can be predicted using reflex impairment. *Fish. Fish.* 11, 1–11.
- Davis, M.W., 2005. Behaviour impairment in captured and released sablefish: ecological consequences and possible substitute measures for delayed discard mortality. *J. Fish. Biol.* 66, 254–265.
- Davis, M.W., Ottmar, M.L., 2006. Wounding and reflex impairment may be predictors for mortality in discarded or escaped fish. *Fish. Res.* 82, 1–6.
- Davis, M.W., Parker, S.J., 2004. Fish size and exposure to air: potential effects on behavioural impairment and mortality rates in discarded sablefish. *North Am. J. Fish. Manage.* 24, 518–524.
- Dedual, M., 1996. Observed mortality of rainbow trout caught by different angling techniques in Lake Taupo, New Zealand. *N. Amer. J. Fish. Manage.* 16, 357–363.
- Dickson, I.W., Kramer, R.H., 1971. Factors influencing scope for activity and active and standard metabolism of rainbow trout (*Salmo gairdneri*). *J. Fish. Res. Board. Can.* 28, 587–596.
- Donaldson, M.R., Arlinghaus, R., Hanson, K.C., Cooke, S.J., 2008. Enhancing catch-and-release science with biotelemetry. *Fish. Fish.* 9, 79–105.
- Dražić, V., Kubečka, J., 2005. Fish avoidance of acoustic survey boat in shallow waters. *Fish. Res.* 72, 219–228.
- Fayram, A.H., 2003. A comparison of regulatory and voluntary release of muskellunge and walleyes in northern Wisconsin. *North Am. J. Fish. Manage.* 23, 619–624.
- Ferguson, R.A., Tufts, B.L., 1992. Physiological effects of brief air exposure in exhaustively exercised rainbow trout (*Oncorhynchus mykiss*): implications for “catch and release” fisheries. *Can. J. Fish. Aquat. Sci.* 49, 1157–1162.

- Frohnauer, N.K., Pierce, C.L., Kallemeyn, L.W., 2007. Population dynamics and angler exploitation of the unique muskellunge population in Shoepack Lake, Voyageurs National Park, Minnesota. *North Am. J. Fish. Manage.* 27, 63–76.
- Gasbarino, P.L., 1986. Catch-and-release of muskellunge – philosophy and methods. In: Hall, G.E. (Ed.), *Managing Muskies*. American Fisheries Society Special Publication (15), Bethesda, Maryland, pp. 300–308.
- Gerner, E.W., Cress, A.E., Stickney, D.G., Holmes, D.K., Culver, P.S., 1980. Factors regulating membrane permeability alter thermal resistance. *Ann. N.Y. Acad. Sci.* 335, 215–233.
- Girden, E.R., 1992. *ANOVA Repeated Measures*. SAGE Publications, Inc., Newbury Park, California, p. 79.
- Gustavson, A.W., Wydoski, R.S., Wedemeyer, G.A., 1991. Physiological response of largemouth bass to angling stress. *Trans. Am. Fish. Soc.* 120, 629–636.
- Guyton, A.C., 1981. *Textbook of Medical Physiology*, 6th ed. W.B. Saunders Co, Toronto, Ontario.
- Hanson, D.A., Staggs, M.D., Serns, S.L., Johnson, L.D., Andrews, L.M., 1986. Survival of stocked muskellunge eggs, fry, and fingerlings in Wisconsin lakes. In: Hall, G.E. (Ed.), *Managing Muskies*. American Fisheries Society Special Publication (15), Bethesda, Maryland, pp. 216–228.
- Harrell, R.M., Moline, M.A., 1992. Comparative stress dynamics of brood stock striped bass *Morone saxatilis* associated with two capture techniques. *J. World Aquacult. Soc.* 23, 58–63.
- Hidaka, T., Toida, N., 1969. Biophysical and mechanical properties of red and white muscle fibres in fish. *J. Physiol.* 201, 49–59.
- Hightower, J.E., Jackson, J.R., Pollock, K.H., 2001. Use of telemetry methods to estimate natural and fishing mortality of striped bass in Lake Gaston, North Carolina. *Trans. Am. Fish. Soc.* 130, 557–567.
- Jennings, M.J., Sloss, B.L., Hatzembeler, G.R., Kampa, J.M., Simonson, T.D., Avelallemant, S.P., Lindenberger, G.A., Underwood, B.D., 2010. Implementation of genetic conservation practices in a muskellunge propagation and stocking program. *Fisheries* 35, 388–395.
- Kerr, S.J., 2007a. Characteristics of Ontario muskellunge (*Esox masquinongy*) fisheries based on volunteer angler diary information. *Environ. Biol. Fish.* 79, 61–69.
- Kerr, S.J., 2007b. Guidelines for Competitive Fishing Events for Muskellunge in Ontario. Ontario Ministry of Natural Resources, Peterborough, Ontario, p. 11.
- Kieffer, J.D., 2000. Limits to exhaustive exercise in fish. *Comp. Biochem. Physiol. A* 126, 161–179.
- Kieffer, J.D., Ferguson, R.A., Tompa, J.E., Tufts, B.L., 1996. Relationship between body size and anaerobic metabolism in brook trout and largemouth bass. *Trans. Am. Fish. Soc.* 125, 760–767.
- Kieffer, J.D., Kubacki, M.R., Phelan, F.J.S., Philipp, D.P., Tufts, B.L., 1995. Effects of catch-and-release angling on nesting male smallmouth bass. *Trans. Am. Fish. Soc.* 124, 70–76.
- Klefoth, T., Kobler, A., Arlinghaus, R., 2008. The impact of catch-and-release angling on short-term behaviour and habitat choice of northern pike (*Esox lucius* L.). *Hydrobiologia* 601, 99–110.
- Landsman, S.J., 2008. Blending science and proper handling practices for a better release. *Muskie* 42, 15–17.
- Lindinger, M.L., 1995. Potassium regulation during exercise and recovery in humans: implications for skeletal and cardiac muscle. *J. Mol. Cell. Cardiol.* 27, 1011–1022.
- Margenau, T.L., 2007. Effects of angling with a single-hook and live bait on muskellunge survival. *Environ. Biol. Fish.* 79, 155–162.
- Margenau, T.L., Petchenik, J.P., 2004. Social aspects of muskellunge management in Wisconsin. *North Am. J. Fish. Manage.* 24, 82–94.
- Meka, J.M., McCormick, S.D., 2004. Physiological response of wild rainbow trout to angling: impact of angling duration, fish size, body condition, and temperature. *Fish. Res.* 72, 311–322.
- Moyes, C.D., West, T.G., 1995. Exercise metabolism of fish. In: Hochachka, P.W., Mommsen, T.P. (Eds.), *Biochemistry and Molecular Biology of Fishes*. Elsevier, Amsterdam, pp. 367–392.
- Muoneke, M.I., Childress, W.M., 1994. Hooking mortality: a review for recreational fisheries. *Rev. Fish. Sci.* 2, 123–156.
- Nakagawa, S., 2004. A farewell to Bonferroni: the problems of low statistical power and publication bias. *Behav. Ecol.* 15, 1044–1045.
- Pagnotta, A., Milligan, C.L., 1991. The role of blood glucose in the restoration of muscle glycogen during recovery from exhaustive exercise in rainbow trout (*Oncorhynchus mykiss*) and winter flounder (*Pseudopleuronectes americanus*). *J. Exp. Biol.* 161, 489–508.
- Pickering, A.D., Pottinger, T.G., Christie, P., 1982. Recovery of the brown trout, *Salmo trutta* L., from acute handling stress: a time-course study. *J. Fish Biol.* 20, 229–244.
- Policansky, D., 2002. Catch-and-release recreational fishing: a historical perspective. In: Pitcher, T.J., Hollingworth, C.E. (Eds.), *Recreational Fisheries: Ecological, Economic and Social Evaluation*. Blackwell Science, Oxford, United Kingdom, pp. 74–93.
- Pollock, K.H., Pine III, W.E., 2007. The design and analysis of field studies to estimate catch-and-release mortality. *Fish. Manage. Ecol.* 14, 123–130.
- Quinn, S.P., 1996. Trends in regulatory and voluntary catch-and-release fishing. *Am. Fish. S. S.* 16, 152–162.
- Raat, A.J.P., 1985. Analysis of angling vulnerability of common carp, *Cyprinus carpio* L., in catch-and-release angling in ponds. *Aquaculture and Fisheries Management* 16, 171–187.
- Ross, M.J., McCormick, J.H., 1981. Effects of external radio transmitters on fish. *Prog. Fish. Cult.* 43, 67–72.
- Saric, J., Heiting, S., 1999. *The Complete Guide to Musky Hunting*. Musky Hunter Publications, p. 252.
- Strand, R.F., 1986. Identification of principal spawning areas and seasonal distribution and movements of muskellunge in Leech Lake Minnesota. In: Hall, G.E. (Ed.), *Managing Muskies*. American Fisheries Society Special Publication (15), Bethesda, Maryland, pp. 62–73.
- Schreck, C.B., 2000. Accumulation and long-term effects of stress in fish. In: Moberg, G.P., Mench, J.A. (Eds.), *The Biology of Animal Stress: Basic Principles and Implications for Animal Welfare*. CABI Publishing, New York, pp. 147–158.
- Schreck, C.B., 1976. The stress concept in fisheries: Implications in environmental monitoring. In: *Proceedings of the Western Association of State Game and Fish Commissioners*, 56, pp. 186–188.
- Schwalme, K., Mackay, W.C., 1985. The influence of angling-induced exercise on the carbohydrate metabolism of northern pike (*Esox lucius* L.). *J. Comp. Physiol. B* 156, 67–75.
- Scott, W.B., Crossman, E.J., 1973. *Freshwater Fishes of Canada*. Fisheries Research Board of Canada, Ottawa, p. 966.
- Sink, T.D., Lochmann, R.T., Fecteau, K.A., 2008. Validation, use, and disadvantages of enzyme-linked immunosorbent assay kits for detection of cortisol in channel catfish, largemouth bass, red pacu, and golden shiners. *Fish Physiol. Biochem.* 34, 95–101.
- Soivio, A., Oikari, A., 1976. Haematological effects of stress on a teleost, *Esox lucius* L. *J. Fish Biol.* 8, 397–411.
- Snyder, D.E., 2003. Invited overview: conclusions from a review of electrofishing and its harmful effects on fish. *Rev. Fish Biol. Fish.* 13, 445–453.
- Sokal, R.R., Rohlf, F.J., 1995. *Biometry the Principles and Practice of Statistics in Biological Research*, 3rd ed. W.H. Freeman and Company, New York, p. 887.
- Storck, T.W., Newman, D.L., 1992. Contribution of tiger muskellunge to the sport fishery of a small, centrarchid-dominated impoundment. *North Am. J. Fish. Manage.* 12, 213–221.
- Suski, C.D., Svec, J.H., Ludden, J.B., Phelan, F.J.S., Philipp, D.P., 2003a. The effect of catch-and-release angling on the parental care behaviour of male smallmouth bass. *Trans. Am. Fish. Soc.* 132, 210–218.
- Suski, C.D., Killen, S.S., Morrissey, M., Lund, S.G., Tufts, B.L., 2003b. Physiological changes in largemouth bass caused by live-release angling tournaments in southeastern Ontario. *North Am. J. Fish. Manage.* 23, 760–769.
- Suski, C.D., Cooke, S.J., Danylchuk, A.J., O'Connor, C.M., Gravel, M.A., Redpath, T., Hanson, K.C., Gingerich, A.J., Murchie, K.J., Danylchuk, S.E., Koppelman, J.B., Goldberg, T.L., 2007. Physiological disturbance and recovery dynamics of bonefish (*Albula vulpes*), a tropical marine fish, in response to variable exercise and exposure to air. *Comp. Biochem. Physiol. A* 148, 664–673.
- Thorstad, E.B., Næsje, T.F., Fiske, F., Finstad, B., 2003. Effects of hook and release on Atlantic salmon in the River Alta, northern Norway. *Fish. Res.* 60, 293–307.
- Venn Beecham, R., Small, B.C., Minchew, C.D., 2006. Using portable lactate and glucose meters for catfish research: acceptable alternatives to established laboratory methods? *North Am. J. Aquacult.* 68, 291–295.
- Wang, Y.G., Heigenhauser, J.F., Wood, C.M., 1994. Integrated responses to exhaustive exercise and recovery in rainbow trout white muscle: acid-base, phosphogen, carbohydrate, lipid, ammonia, fluid volume and electrolyte metabolism. *J. Exp. Biol.* 195, 227–258.
- Wendelaar Bonga, S.E., 1997. The stress response in fish. *Physiol. Rev.* 77, 591–625.
- Wingate, P.J., 1986. Philosophy of muskellunge management. In: Hall, G.E. (Ed.), *Managing Muskies*. American Fisheries Society Special Publication (15), Bethesda, Maryland, pp. 199–202.
- Wood, C.M., 1991. Acid-base and ion balance, metabolism, and their interactions, after exhaustive exercise in fish. *J. Exp. Biol.* 160, 285–308.
- Wood, C.M., Lemoigne, J., 1991. Intracellular acid-base responses to environmental hyperoxia and normoxic recovery in rainbow trout. *Respir. Physiol.* 86, 91–113.
- Wydoski, R.S., 1977. Relation of hooking mortality and sublethal hooking stress to quality fisheries management. In: Barnhart, R.A., Roelofs, R.D. (Eds.), *Catch-and-Release Fishing as a Management Tool*. Humboldt State University, Arcata, California, pp. 43–87.
- Young, P.S., Cech Jr., J.J., 1993. Physiological stress responses to serial sampling and confinement in young-of-the-year striped bass, *Morone saxatilis* (Walbaum). *Comp. Biochem. Physiol.* 105A, 239–244.
- Zar, J.H., 1984. *Biostatistical Analysis*, 2nd ed. Prentice Hall, New Jersey, 736 pp.